



2007 OPTIONS EXPIRATION CALENDAR

JANUARY 2007						
S	M	T	W	T	F	S
	1	2	3	4	5	6
7	8	9	10	11	12	13
14	15	16	17	18	19	20
21	22	23	24	25	26	27
28	29	30	31			

FEBRUARY 2007						
S	M	T	W	T	F	S
				1	2	3
4	5	6	7	8	9	10
11	12	13	14	15	16	17
18	19	20	21	22	23	24
25	26	27	28			

MARCH 2007						
S	M	T	W	T	F	S
				1	2	3
4	5	6	7	8	9	10
11	12	13	14	15	16	17
18	19	20	21	22	23	24
25	26	27	28	29	30	31

APRIL 2007						
S	M	T	W	T	F	S
1	2	3	4	5	6	7
8	9	10	11	12	13	14
15	16	17	18	19	20	21
22	23	24	25	26	27	28
29	30					

MAY 2007						
S	M	T	W	T	F	S
		1	2	3	4	5
6	7	8	9	10	11	12
13	14	15	16	17	18	19
20	21	22	23	24	25	26
27	28	29	30	31		

JUNE 2007						
S	M	T	W	T	F	S
					1	2
3	4	5	6	7	8	9
10	11	12	13	14	15	16
17	18	19	20	21	22	23
24	25	26	27	28	29	30

JULY 2007						
S	M	T	W	T	F	S
1	2	3	4	5	6	7
8	9	10	11	12	13	14
15	16	17	18	19	20	21
22	23	24	25	26	27	28
29	30	31				



AUGUST 2007						
S	M	T	W	T	F	S
			1	2	3	4
5	6	7	8	9	10	11
12	13	14	15	16	17	18
19	20	21	22	23	24	25
26	27	28	29	30	31	



SEPTEMBER 2007						
S	M	T	W	T	F	S
						1
2	3	4	5	6	7	8
9	10	11	12	13	14	15
16	17	18	19	20	21	22
23	24	25	26	27	28	29
30						

OCTOBER 2007						
S	M	T	W	T	F	S
	1	2	3	4	5	6
7	8	9	10	11	12	13
14	15	16	17	18	19	20
21	22	23	24	25	26	27
28	29	30	31			

NOVEMBER 2007						
S	M	T	W	T	F	S
				1	2	3
4	5	6	7	8	9	10
11	12	13	14	15	16	17
18	19	20	21	22	23	24
25	26	27	28	29	30	

DECEMBER 2007						
S	M	T	W	T	F	S
						1
2	3	4	5	6	7	8
9	10	11	12	13	14	15
16	17	18	19	20	21	22
23	24	25	26	27	28	29
30	31					

 Equity, index and treasury/interest rate option expiration date
 Last trading day for expiring equity, treasury/interest rate, and P.M. settled index options

 Last trading day for A.M. settled index options
 Exchange Holiday (additional holidays may be announced)

EXPIRATION MONTH CODES

	JAN	FEB	MAR	APR	MAY	JUN	JUL	AUG	SEP	OCT	NOV	DEC
Calls	A	B	C	D	E	F	G	H	I	J	K	L
Puts	M	N	O	P	Q	R	S	T	U	V	W	X

STRIKE PRICE CODES

KEY	A	B	C	D	E	F	G	H	I	J	K	L	M	N	O	P	Q	R	S	T	U	V	W	X	Y	Z
Strike Prices	5	10	15	20	25	30	35	40	45	50	55	60	65	70	75	80	85	90	95	100	7½	12½	17½	22½	27½	32½
	105	110	115	120	125	130	135	140	145	150	155	160	165	170	175	180	185	190	195	200	37½	42½	47½	52½	57½	62½
	205	210	215	220	225	230	235	240	245	250	255	260	265	270	275	280	285	290	295	300	67½	72½	77½	82½	87½	92½
	305	310	315	320	325	330	335	340	345	350	355	360	365	370	375	380	385	390	395	400	97½	102½	107½	112½	117½	122½

PTI Securities & Futures L.P.

800.821.4968

www.PTISecurities.com